

Fund Manager Commentary

While inflation remained high, stocks began to rally in October in the hope that the Federal Reserve would start to pivot away from aggressive interest-rate hiking come December. The S&P 500 finished the month up 6.5% whilst the tech heavy Nasdaq lagged, up just 2.4% over the period. The delta in performance is largely a fallout from disappointing earnings from bellwethers such as Facebook parent Meta, Amazon and Microsoft. October also saw Twitter go private, with new CEO Elon Musk expected to cut jobs across the firm adding to the tech sectors woes.

Tech aside, Energy has been a large contributor to the earnings surprises as well as growth, with an average EPS beat of 11.3% and earnings growth registering a staggering 140.3%. On a more macro front, October's employment front painted a mixed picture of the labor market. The Labor Department showed that employees added 261,000 jobs to nonfarm payrolls, above estimates whilst unemployment rates rose to 3.7% from 3.5% in September as labor participation rates fell.

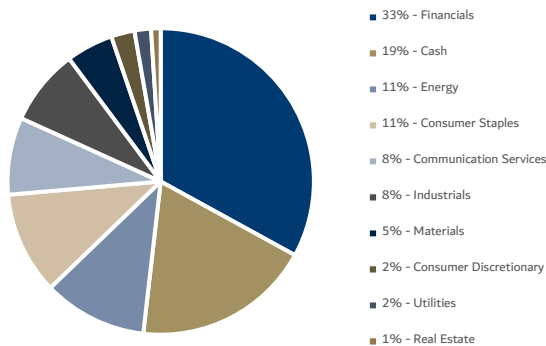
Non-oil exports from Saudi Arabia grew by 16.6% y/y to SAR 27bn in Aug, while oil exports surged by 60.2% y/y to SAR 107bn. Saudi Arabia signed five investment agreements in aerospace, technology and finance to increase FDI inflows and boost global value chains, including; Boeing, local advanced metals maker Tasnee, US space training company Orbite, US biotech company Ginkgo Bioworks among others.

Portfolio Holding STC disclosed its headline results for 3Q22, showing a surge in net income by 21% y/y and 25% q/q to SAR3,541m. The company's operating performance remained solid despite quarterly volatility in revenue growth, largely dependent on seasonality effects. Consolidated revenue for the quarter came in at SAR16,468m, climbing 5% y/y and declining 3% q/q.

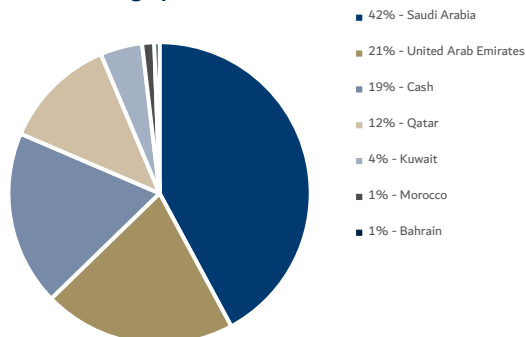
Another portfolio Holding Gulf Warehousing released its 3Q22 financial results showing a net income of QAR59m +6% y/y. Operationally, revenue grew 21% y/y to QAR391m (+6% q/q) supported by the y/y growth in both logistics and freight forwarding segments, for which revenue increased 22% and 18% y/y, respectively. A solid set of results as disappointing performance from freight forwarding was more than offset by the resilient logistics segment.

At time of writing, the FOMC had held their November meeting, raising rates by 75bps, as expected, but retaining a rather hawkish tone while indicating it is too premature to talk about pivoting the direction of rates, and thereby narrowing the window of a soft landing. We thereby expect volatility to continue in the markets, and position accordingly, via defensive, multi-cycle names and a cash position to take advantage of this volatility and future IPOs.

Sector Allocation



Geographic Allocation



Objective

Achieve capital appreciation, primarily through investment in equity and equity related securities in the Middle East and North African markets.

Fund Performance

Performance ¹	Fund	Benchmark ²	Alpha
1 Month	2.2%	3.7%	-1.5%
YTD ³	4.4%	-0.2%	4.6%
1 Year	4.9%	-2.3%	7.2%
3 Year	48.7%	34.9%	13.8%
5 Year	63.7%	46.9%	16.8%
Since Inc.	41.8%	24.5%	17.3%

¹ Performance is net of fees; return is cumulative

² S&P Pan Arab Composite Index

³ As of 26th October 2022

Top 5 Holdings

Holding	% of Fund
Saudi National Bank	8.3
Tanmiah Food Company	4.9
Qatar Gas Transport	4.3
Adnoc Drilling Company	3.8
Saudi Telecom Company	3.6

Fund Analysis

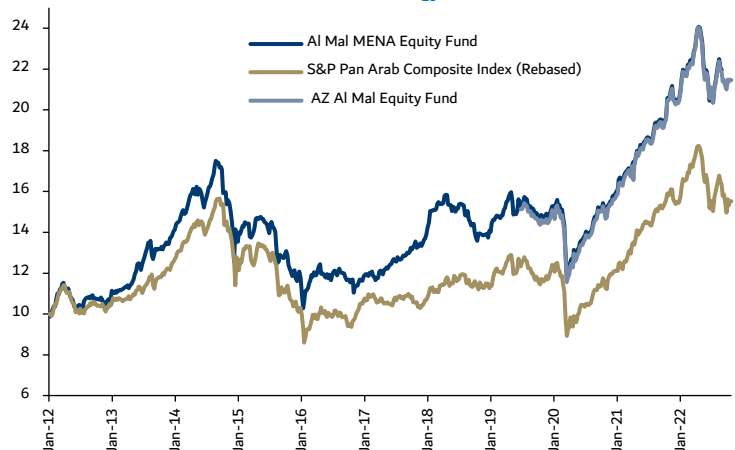
Matrix ⁴	Fund	Benchmark
Standard Deviation	14.0%	16.1%
Tracking Error	5.9%	
Beta	0.8	
No. of Holdings	31	

⁴ The fund characteristics are based on the historical data of the Al Mal MENA Equity Fund as the AZ Al Mal Equity Fund continues to follow the same strategy; calculated using 3-year weekly data

Fund Information

Investment Manager	Azimum (DIFC) Limited
Investment Advisers	Al Mal Capital PJSC
Fund Advisor	Faisal Hasan, CFA
Inception Date	June 26, 2019
Fund Size	USD 67 million
Strategy Size	USD 250 million
Domicile	Luxembourg
Currency	USD
Subscription & Redemption	Weekly
Min Subscription	USD 1 (Retail) -250,000 (Institutional)
Bloomberg Code	AZ3AZUA LX
Management Fee	Up to 2.0%
Benchmark Index	S&P Pan Arab Composite
Fund Type	Open Ended
Administrator & Custodian	BNP Paribas

10Y Fund Strategy Performance



Disclaimer

None of the information and opinions contained herein is intended to form the basis for any investment or trading decision, and no specific recommendations are intended. The products and transactions described herein are not suitable for every investor. Such products and transactions are only suitable for sophisticated and knowledgeable professional users of financial instruments, and are structured and customized to the needs and objectives of each investor. The information and opinions contained herein have been prepared for informational purposes only and do not constitute an offer to sell, or solicitation of an offer to purchase, any security, any commodity futures contract, any derivative product, or any trading strategy or service described herein.

Neither Al Mal Capital PSC nor any of its affiliates, directors, authorized managers and/or employees accepts liability for any loss arising from the use of or makes any representation as to the accuracy or completeness of the terms and conditions of products and transactions described herein. Finalized terms and conditions are subject to further discussion and negotiation, and will be determined in part on the basis of pricing and valuation models, data, and assumptions that are proprietary to Al Mal Capital and its affiliates. No assurance can be given that a product or transaction can, in fact, be executed on any representative terms indicated herein.